

Provider Solvency Quarterly Update

July 19, 2017

Michelle Yamanaka
Supervising Examiner, Office of Financial Review

Risk Bearing Organization (RBO) Financial Reporting as of 3/31/17

184 Risk Bearing Organizations are required to file survey reports:

Annual:

- All RBOs file Annual Survey Reports (based on audited financial statements).

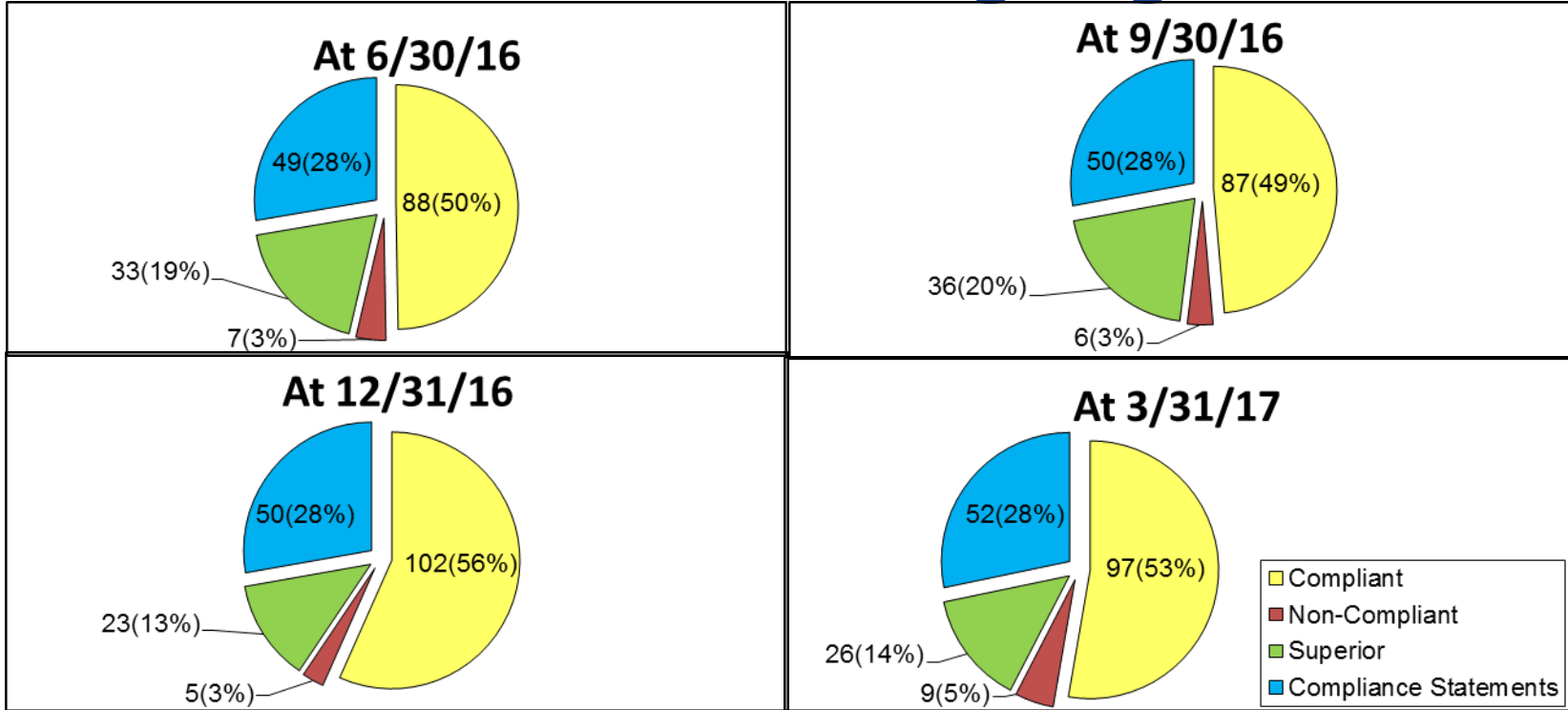
Quarterly:

- 132 RBOs filed Quarterly Survey Reports
- 52 RBOs filed Compliance Statements

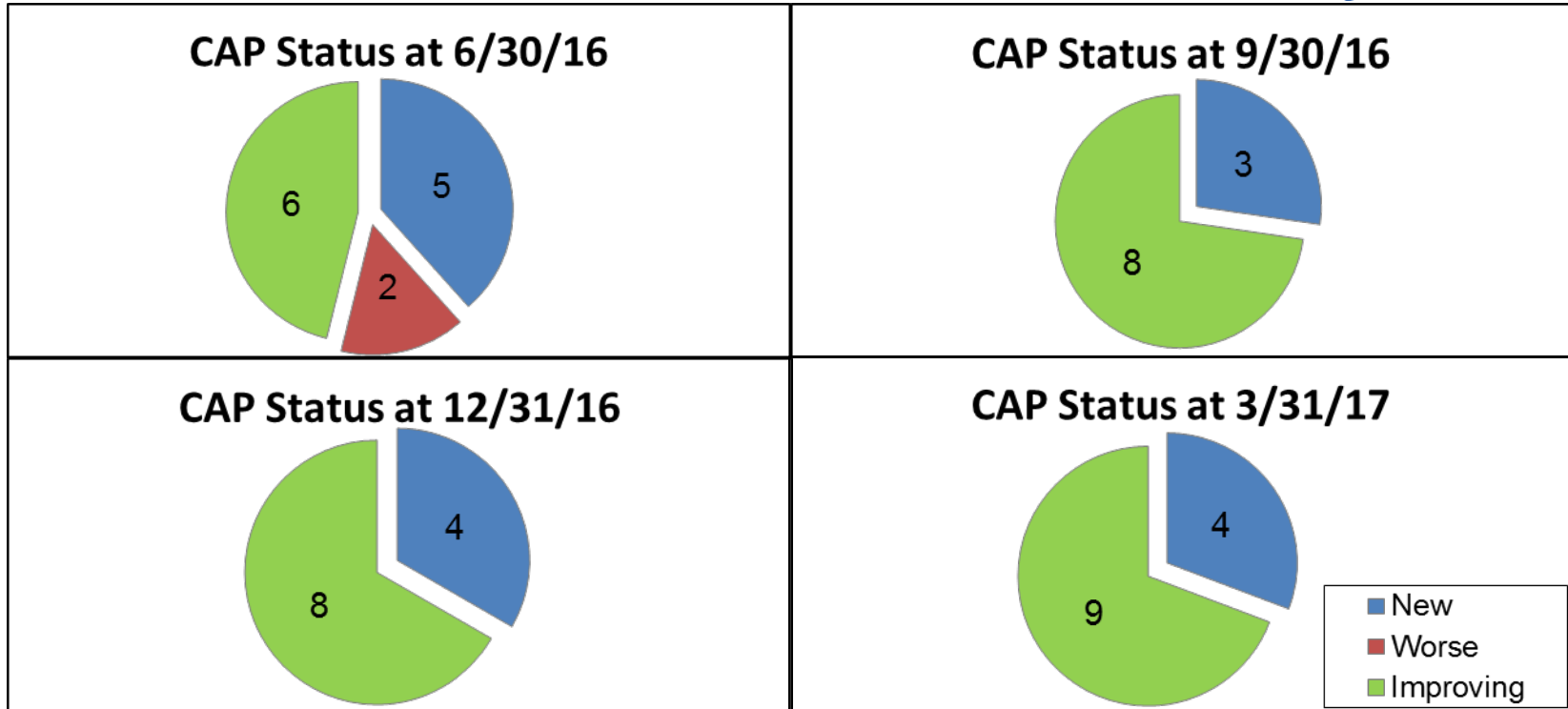
Monthly:

- 5 RBOs file monthly financial statements

Status of all Risk Bearing Organizations



Status of Corrective Action Plans by RBO

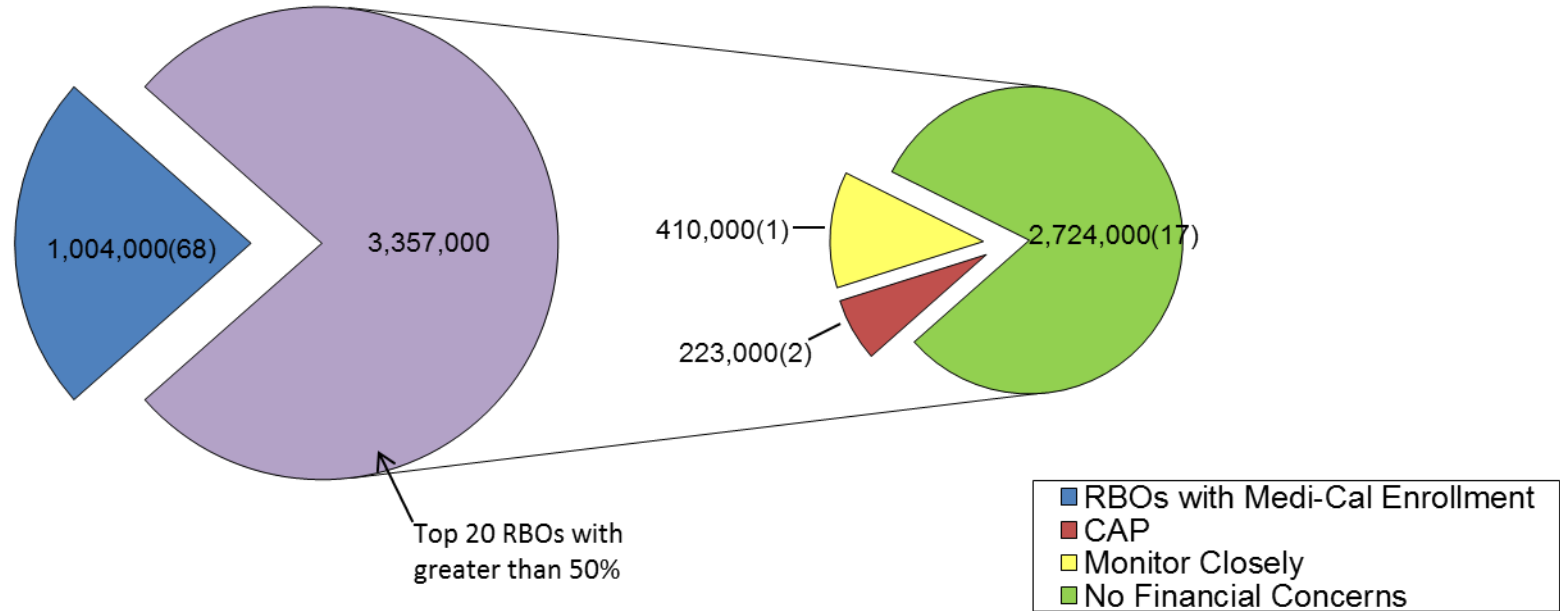


CAP Review Summary as of 3/31/17

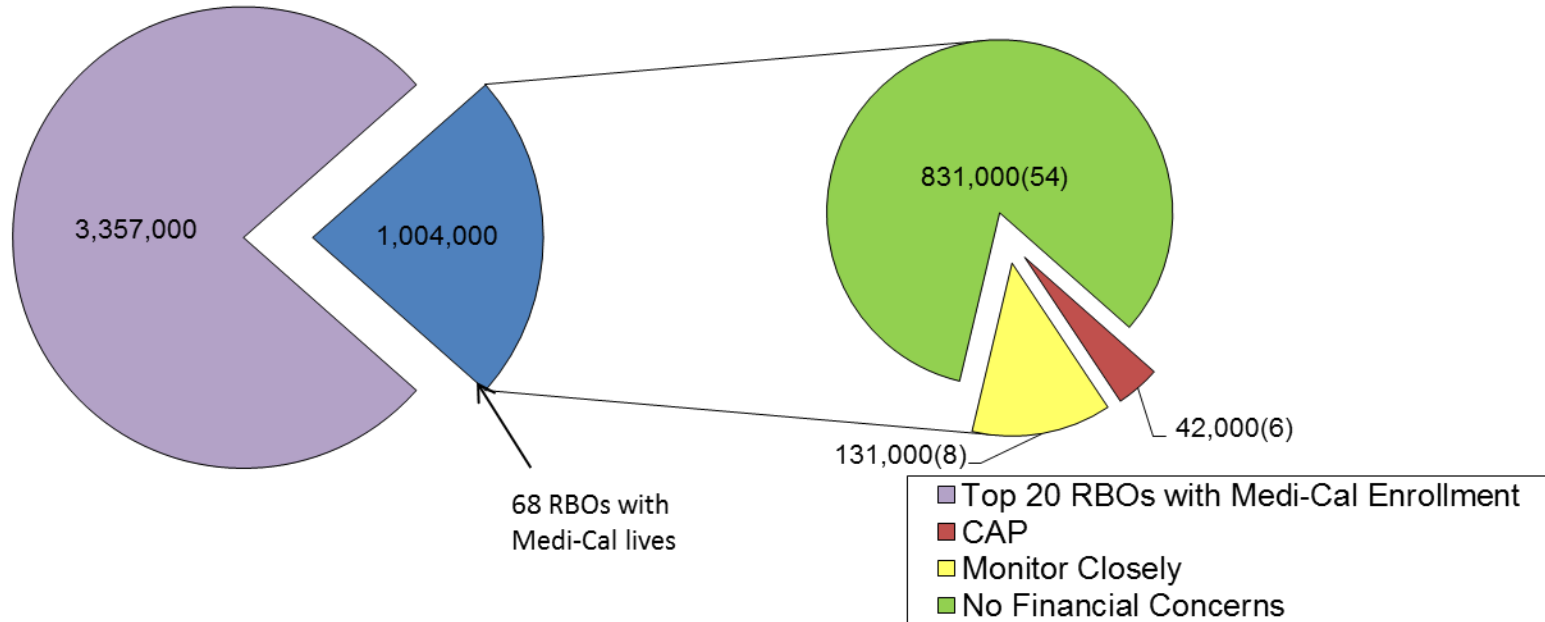
RBO	Enrollment at FYE	Deficiency	CAP Review as of					2015
			QE 3/31/17	QE 12/31/16	QE 9/30/16	QE 6/30/16	QE 3/31/16	
Accountable Health Care IPA	150k-200k	TNE, WC, CC	X					X
Asian American Medical Group	5k-10k	CT	X	X				
Bright Health Physicians of PIH	50k-75k	CT		X	X			X
Bright Health Physicians of PIH	50k-75k	WC				X	X	X
Children First Medical Group, Inc.	50k-75k	CT			X			X
Chinese Community Health Care Association	10k-15k	CT	X	X				
College Health IPA	200k+	CT	X	X	X	X	X	X
Desert Valley Medical Group	0-5k	TNE, CT			X	X	X	X
Facey Medical Foundation	75k-100k	WC	X	X				
Family Care Specialists Medical Group	10k-15k	CT	X					
Fenix Medical Group	0-5k	TNE, WC				X		X
First Choice Medical Group	75k-100k	TNE, WC, CC				X	X	X
Horizon Valley Medical Group	15k-20k	TNE	X	X	X			
Imperial Health Holdings, A Professional Medical Corporation	0-5k	TNE	X					
Independence Medical Group	100k-150k	TNE, WC				X	X	X
Jade Health Care Medical Group	0-5k	TNE	X	X				
Maverick Medical Group	10k-15k	TNE, WC	X	X	X	X	X	X
Nivano Physicians, Inc. (Formerly Sierra Nevada Medical Associates, Inc.)	30k-40k	TNE, CT	X	X	X			X
Northern California Physicians Care Network, Inc.	0-5k	TNE, WC, CC	X	X	X			
Omnicare Medical Group	30k-40k	TNE, CC			X	X	X	X
Physicians Medical Group of San Jose	75k-100k	CT	X			X	X	X
Qualcare Incorporated	0-5k	TNE, WC, CC		X	X	X		X
Santa Clara County IPA	30k-40k	TNE				X	X	X
Verity Medical Foundation (Formerly DCHS Medical Foundation)	15k-20k	CT		X	X	X		X

Deficiency
CT – Claims Timeliness
CC – Cash-to-Claims Ratio
TNE – Tangible Net Equity
WC – Working Capital

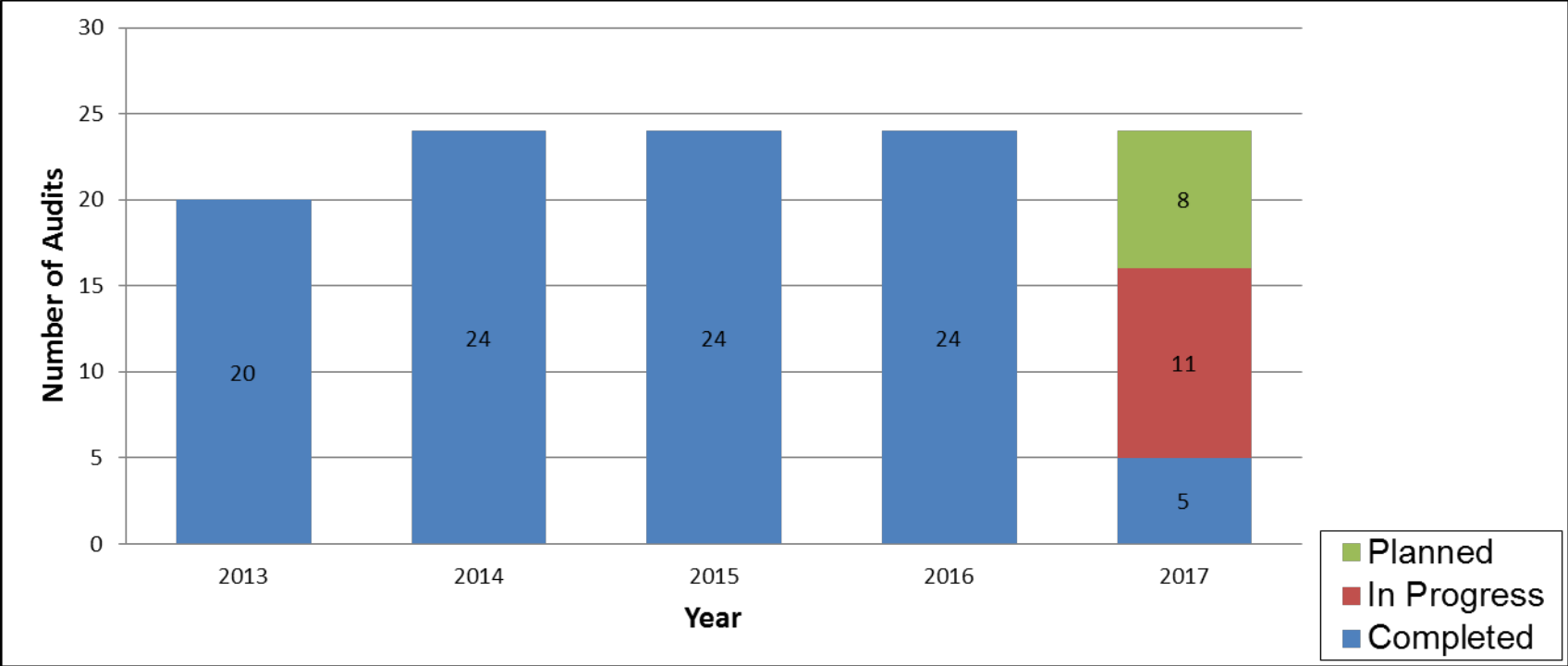
Top 20 RBOs with Greater than 50% Estimated Medi-Cal Lives



Remaining RBOs with Medi-Cal Lives



RBO Audits



Questions?